

Gratitude CARD SET



Cut out the cards and fold along the solid line. Decorate and write in each card and give it to someone you are grateful for!


Printing Instructions:

When printing, selection only pages 2-13. Be sure to print double-sided flipped on the short edge.



Back

Cover



grow gratitude

Inside

I am grateful for

Four vertical lines for writing.



Cover

YOU ARE ONE IN A
MELLONI!



Back

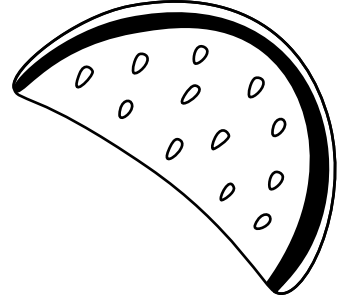


Inside

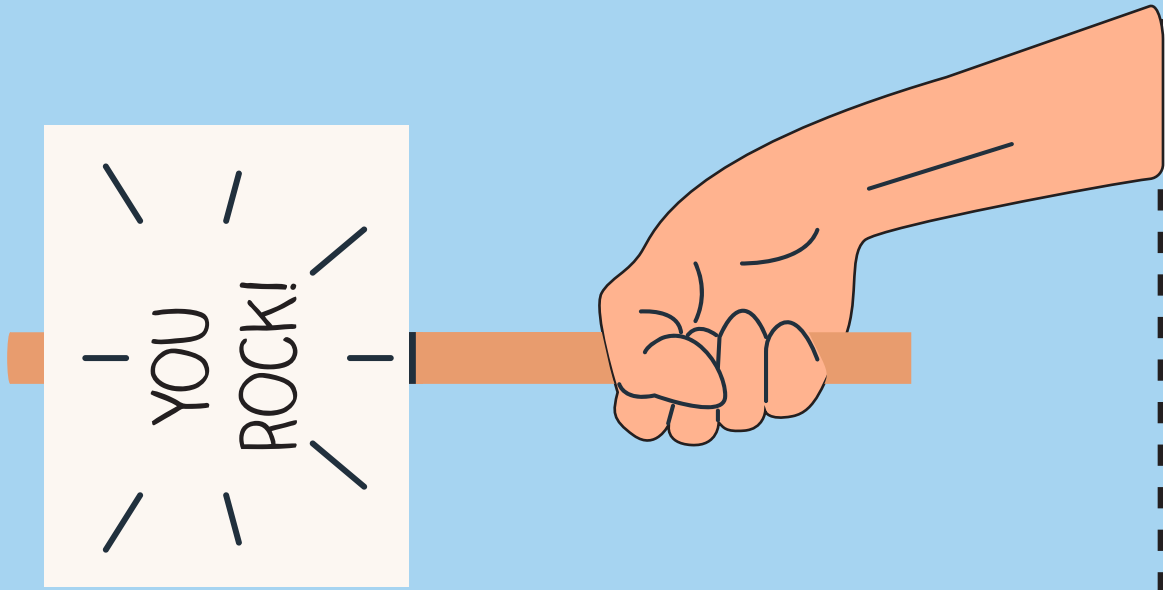
Dear _____

Thank you for _____

You made me feel _____



Cover



Back



Inside

DEAR _____

SINCERELY _____



Cover

L

U

F

E

T

A

R

G

Back



I am grateful for you because

Inside



Cover




Today I am thankful

Back



Inside



Today I am thankful for




Cover

THANK YOU
VERY MUCH!

Back



Thank you for



Inside

